



SHELL SERVICING GUIDE

HUMBER

Pullman and Imperial Mk. IV

ITEM	APPLICATION	GRADE	MILEAGE	REMARKS
1	Engine (15 pints) —Summer —Winter	SHELL X-100 30	250	Top up if necessary
		SHELL X-100 20/20W	2,000*	Drain, flush and refill
2	Gearbox (5 pints)	SHELL X-100 30	2,000	Top up if necessary
		SHELL SPIRAX 140 E.P.	6,000**	Drain, flush and refill
3	Rear Axle (4 pints)	SHELL SPIRAX 140 E.P.	6,000**	Remove sump and strainer, wash in petrol, dry, replace
4	Front Suspension—Control Arms —Spring Shackles	SHELL SPIRAX 140 E.P.	1,000	Gun—8 fittings
		SHELL SPIRAX 140 E.P.	1,000	Gun—2 fittings
5	Steering—Swivel Pins —Track Rods	SHELL SPIRAX 140 E.P.	1,000	Gun—4 fittings
		SHELL SPIRAX 140 E.P.	1,000	Gun—4 fittings
6	Brake—Cable	SHELL SPIRAX 140 E.P.	2,000	Gun—1 fitting
7	Brake—Linkage	AS FOR ENGINE	2,000	Oil can—few drops
8	Brake and Clutch Pedal Pivots	AS FOR ENGINE	2,000	Oil can—few drops
9	Clutch Linkage	AS FOR ENGINE	2,000	Oil can—few drops
10	Spring Leaves—Front and Rear	AS FOR ENGINE	2,000	Clean and paint
11	Propeller Shaft —Centre Bearing (Pullman only) —Spline —Universal Joints	SHELL SPIRAX 140 E.P.	2,000	Gun—1 fitting
		SHELL SPIRAX 140 E.P.	2,000	Gun—1 fitting
		SHELL SPIRAX 140 E.P.	2,000	Gun—3 fittings
		SHELL SPIRAX 140 E.P.	2,000	Gun—4 fittings
12	Wheel Bearings—Front and Rear	SHELL RETINAX A	6,000	Gun—4 fittings
13	Shock Absorbers—U.K. —Overseas	SHELL DONAX A.2	6,000	Top up if necessary
		SHELL DONAX A.2	6,000**	Renew element
14	Oil Filter	AS FOR ENGINE	Normal 2,000 Dusty 1,000	Remove, wash in petrol, dry, refill to oil level mark, replace
15	Air Cleaner—Oil Bath —Oil Wetted Type	AS FOR ENGINE	Normal 2,000 Dusty 1,000	Remove, wash in petrol, dry, dip in oil, drain, replace
		AS FOR ENGINE	Normal 2,000 Dusty 1,000	Cup—1 turn
16	Water Pump and Fan	SHELL SPIRAX 140 E.P.	1,000	Cup—1 turn
17	Dynamo	SHELL RETINAX A	6,000	Remove cap, repack, replace
18	Distributor—Shaft Lower Bearing —Cim —Shaft Bearing —Automatic Timing Control —Contact Breaker Pivot —Shaft and Cam Bearing	SHELL RETINAX A	2,000	Cup—1 turn
		SHELL RETINAX A	As required	repack
		SHELL RETINAX A	2,000	Sinear
		SHELL RETINAX A	2,000	Refill lubricator
19	Gearshift Linkage and Cable	AS FOR ENGINE	2,000	Oil can—few drops
		AS FOR ENGINE	2,000	Oil can—few drops
20	Accelerator Linkage	AS FOR ENGINE	2,000	Top up if necessary
21	Steering Gearbox	SHELL SPIRAX 140 E.P.	2,000	Top up if necessary
22	Brake Fluid Supply Tank	SPECIAL FLUID	2,000*	Top up if necessary

* Initially after first 500 ** More often under arduous conditions

All chassis points should be serviced initially after first 500

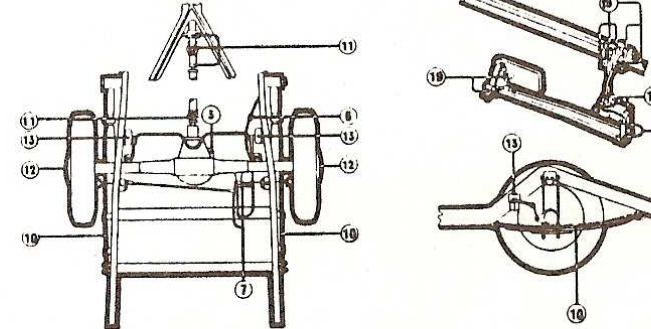
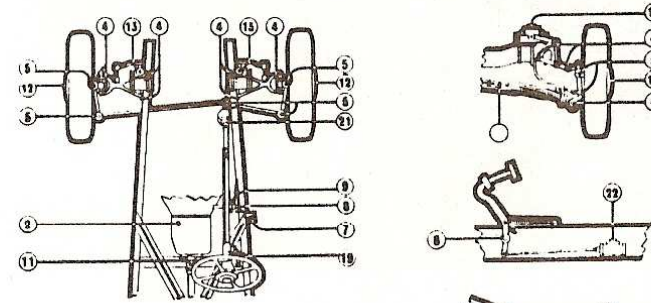
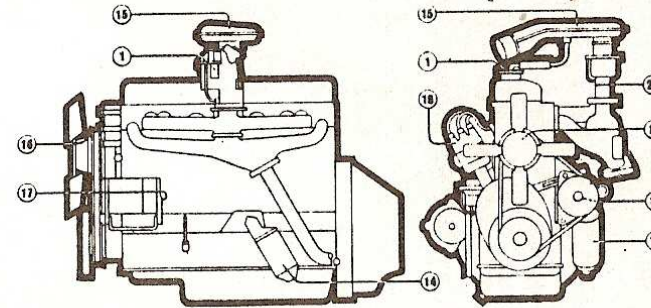
(continued overleaf)

FREQUENCY	ITEMS REQUIRING ATTENTION
250 miles	1
1,000 miles	4-5-15-16
2,000 miles	1-2-3-6-7-8-9-10-11-15-18-19-20-21-22
6,000 miles	1-2-3-12-13-14-17
As required	13-16-18

SIZE	TYRES PRESSURES	
	Front	Rear
7.50 x 16	26	32 lb. sq. in.
With Ambulance Body on Pullman Chassis	40	40 lb. sq. in.

Valve Clearances (Cold)	
Inlet	.010"
Exhaust	.012"
Contact Breaker	
Points Gap	.016"
Spark Plug Gap	.028" to .032"

APPROXIMATE CAPACITIES (Imperial Measure)	
Cooling System	32 pints
Drain Taps	1. Bottom tank
	2. Water Pump
	3. Left side of cylinder block.
Fuel Tank	15 gallons



LEADERSHIP IN LUBRICATION