




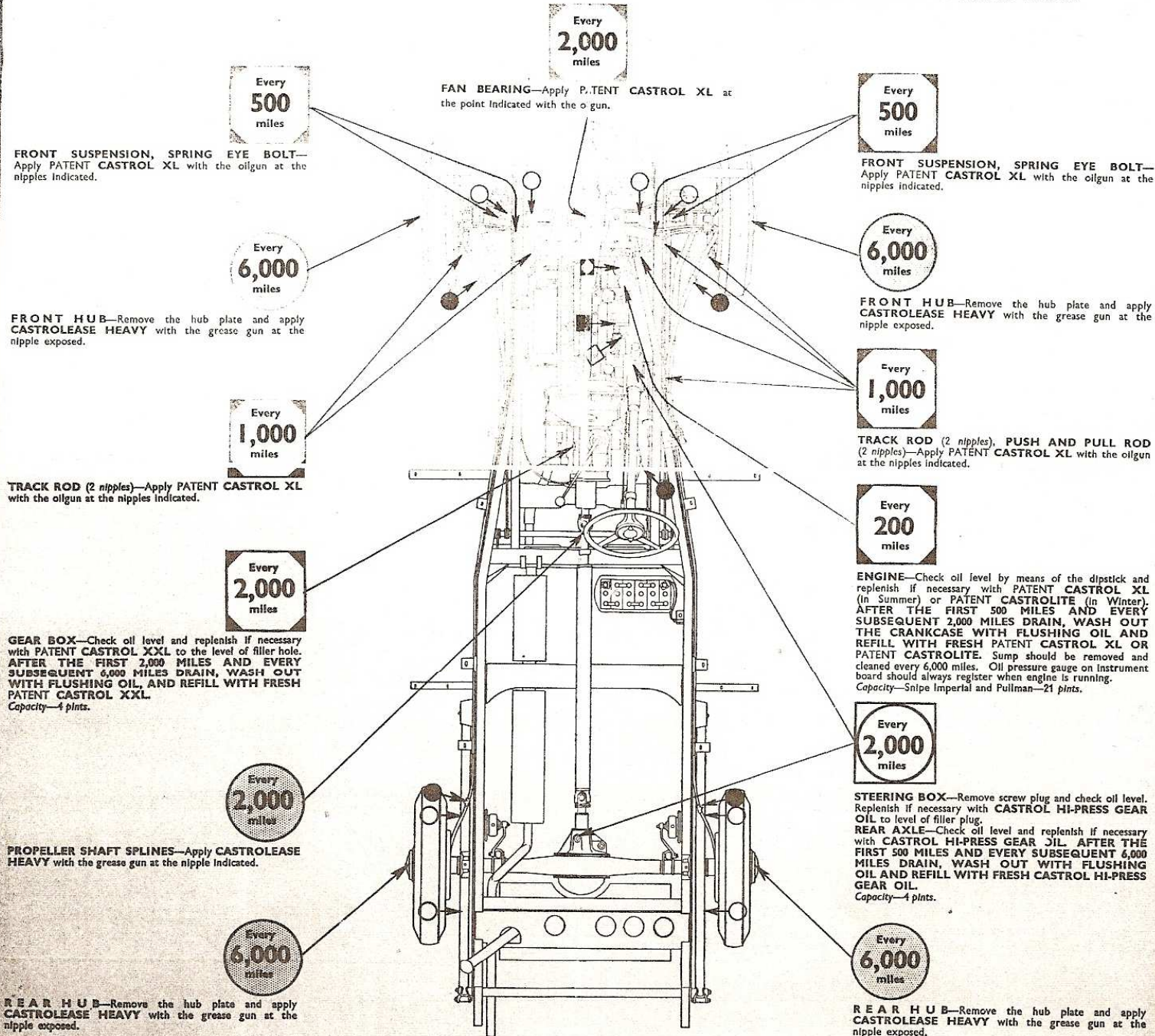
# HUMBER

## SHIPE IMPERIAL & PULLMAN LUBRICATION CHART






### EXPLANATION OF SYMBOLS

 <p>WAKEFIELD PATENT CASTROL XL (in Summer), PATENT CASTROLITE (in Winter). High quality motor oils recommended for the Humber engine, fan and chassis nipples. Note—PATENT CASTROL XXL is recommended for the gear box.</p>	 <p>WAKEFIELD CASTROL HI-PRESS GEAR OIL. A special heavy duty lubricant for the Humber rear axle and steering box lubrication.</p>	 <p>WAKEFIELD CASTROLEASE HEAVY. Specially recommended for lubricating the Humber wheel bearings and propeller shaft.</p>
---	---	--

**WARNING.** Do not ask for "XL" when you require CASTROL. Ask for "PATENT CASTROL XL" and see it drawn from a PATENT CASTROL container.



### ALSO REQUIRING ATTENTION.

- DYNAMO**—Apply WAKEFIELD OILIT to the lubricator indicated thus  every 2,000 miles. Do not over oil at this point.
- DISTRIBUTOR**—Every 2,000 miles remove rotating arm and add two drops of WAKEFIELD OILIT in the aperture, also lubricate Automatic Timing Control with PATENT CASTROL XL. Every 6,000 miles place a smear of vaseline on the distributor cam, distributor indicated thus .
- DOOR LOCKS, HINGES, STRIKING PLATES AND DOVETAILS**—Every 1,000 miles apply a few drops of WAKEFIELD OILIT.
- PEDAL AND CONTROL JOINTS**—Every 2,000 miles apply a few drops of engine oil with the oil can.
- ROAD SPRINGS**—Every 2,000 miles apply CASTROLEASE HEAVY with the grease gun at nipples indicated thus  on the road spring gaiters.
- WATER PUMP**—Every 500 miles give one turn to the greaser indicated thus  filled with CASTROL WATER PUMP GREASE.
- CLUTCH AND BRAKE CABLES**—Every 6,000 miles apply CASTROLEASE HEAVY with the grease gun at the points indicated thus .
- SHOCK ABSORBERS**—Every 6,000 miles replenish these with the correct fluid if found necessary.
- UPPER CYLINDER LUBRICATION**—In order to lubricate more effectively the pistons, piston rings, valve stems and guides, Wakefield CASTROLLO should be used. Use the cap of the CASTROLLO tin as a measure in the proportion of one capfull to every four gallons of fuel. A sufficient quantity of CASTROLLO may be obtained loose, at most filling stations, to treat the amount of fuel purchased.

TYRE PRESSURES	Imperial D.H. Coupe	Front 24 lbs.	Rear 26 lbs.
	Imperial	26 lbs.	30 lbs.
	Pullman	26 lbs.	28 lbs.

Issued by C. C. WAKEFIELD & CO., LTD., ALL BRITISH FIRM, WAKEFIELD HOUSE, CHEAPSIDE, LONDON, E.C.2